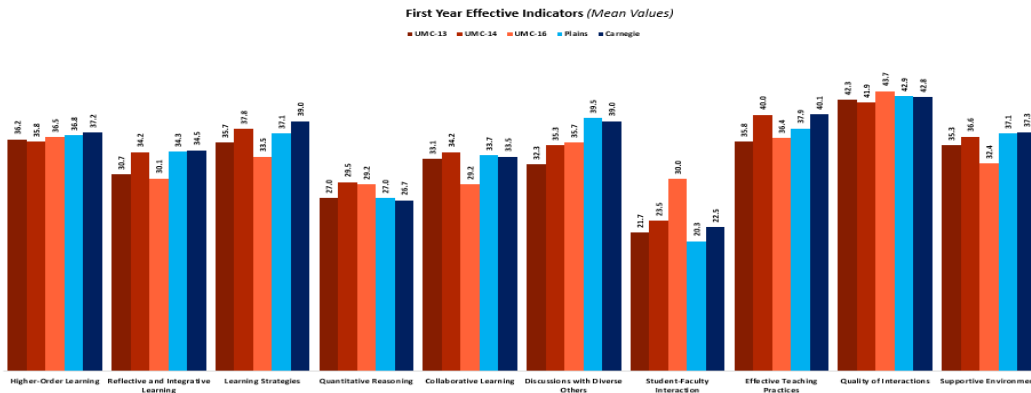


# The University of Minnesota Crookston

## NSSE 2016 Results

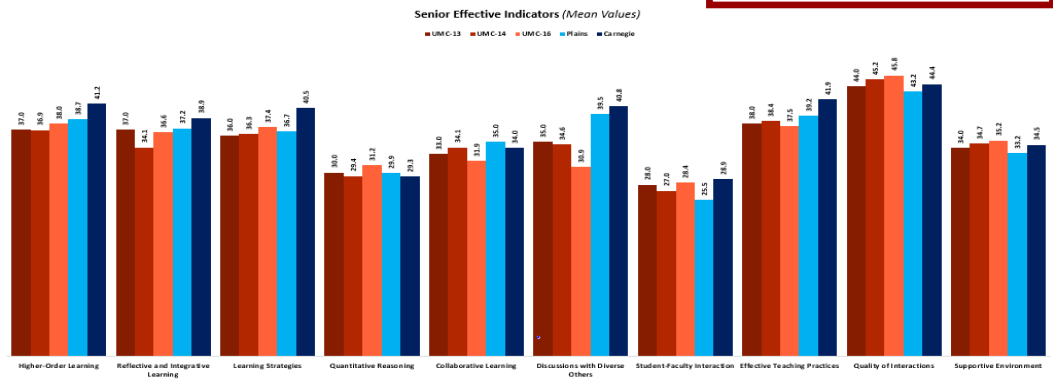
### Effective Indicators



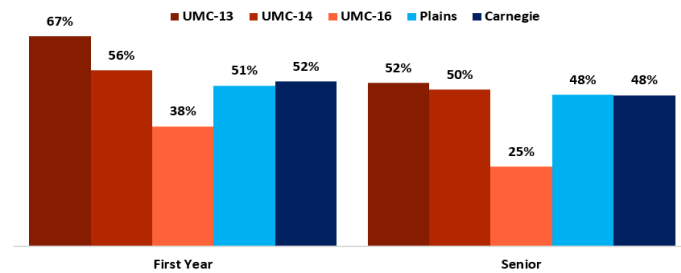
All UMC reports are for students enrolled only on-campus during the the spring semesters of 2013, 2014, and 2016. Reports from all Public institutions in the Plains region (Plains) and the Carnegie class of Baccalaureate diverse degrees (Carnegie) are from 2016.

**First Years Significant Associations:** Reflective-Integrative Learning, Learning Strategies (just Carnegie), and Supportive Environment.

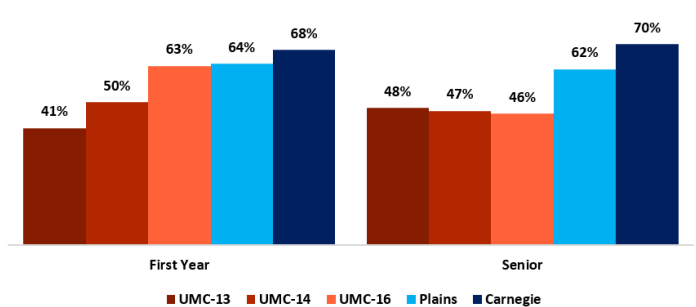
**Senior/4th Years Significant Associations:** Discussions with Diverse Others, and Effective Teaching Practices (just Carnegie).



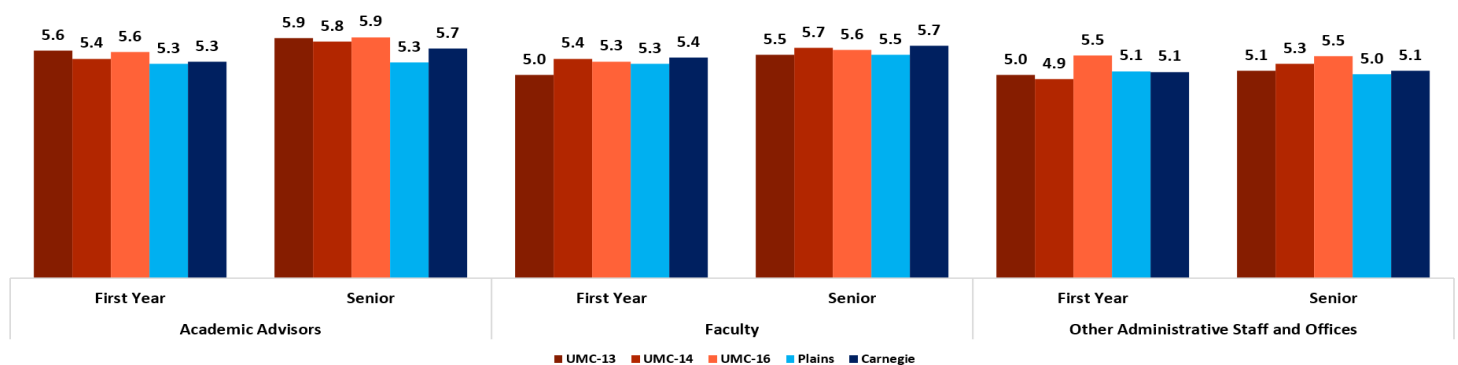
**Preparing for exams by discussing or working through course material with other students (% responding "Very often" or "Often")**



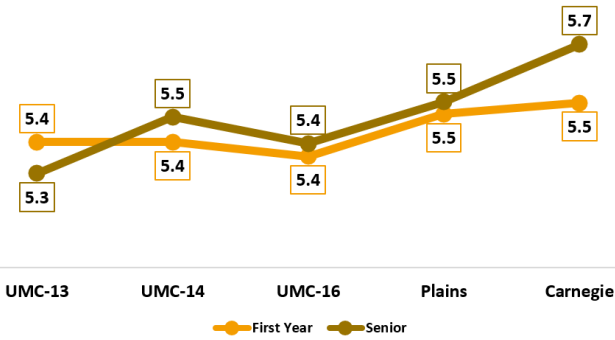
**UMC Students engaged in a discussion with people of a race or ethnicity other than their own (% responding "Very often" or "Often")**



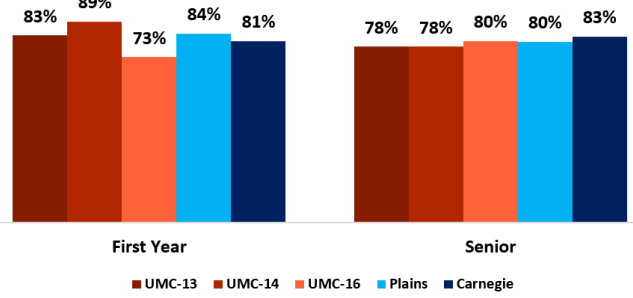
**Average quality of interactions for first years and seniors**  
Mean rating on a 7-point scale from 1="Poor" to 7="Excellent"



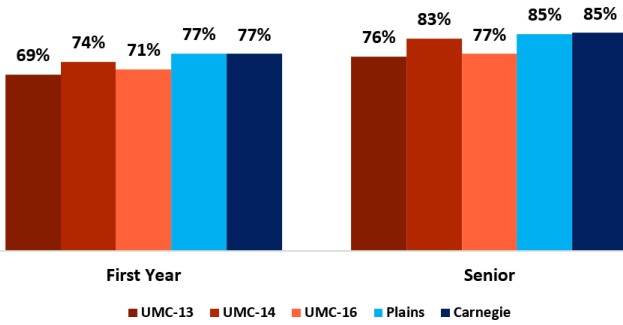
**Do UMC courses challenge students to do their best work?**  
(Average response, 1="Not at all" to 7="Very much")



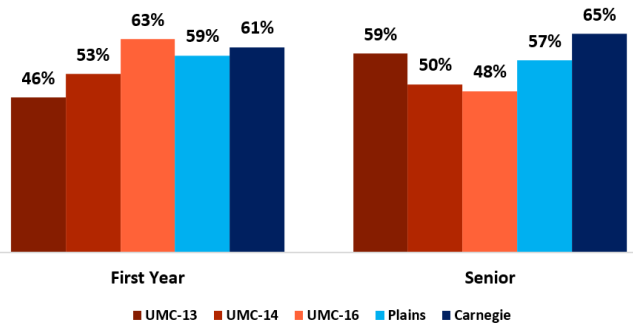
**How much does UMC emphasize spending time studying and on academic works?**  
(% responding "Very much" or "Quite a bit")



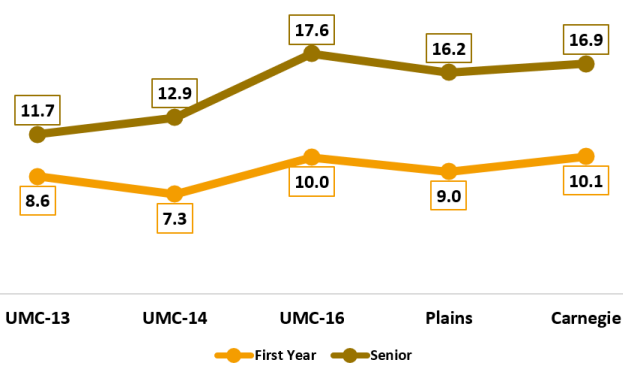
**UMC contributions to a students knowledge, skills, and personal development in thinking critically and analytically**  
(% responding "Very much" or "Quite a bit")



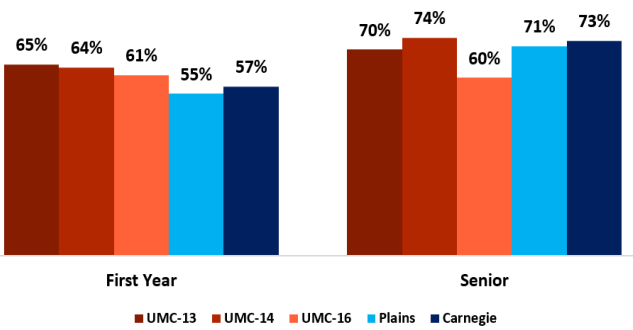
**UMC contributions to a students knowledge, skills, and personal development in understanding people of other backgrounds**  
(i.e. economic, racial/ethnic, religious - % responding "Very much" or "Quite a bit")



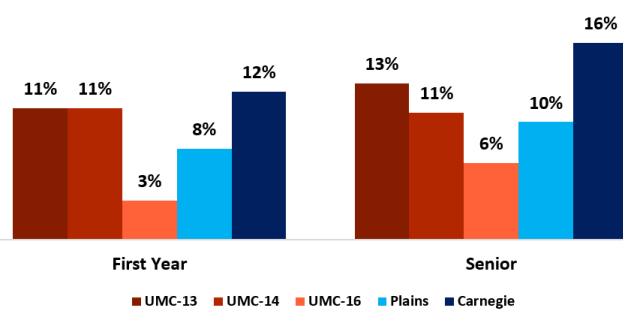
**Average hours spent working on or off campus**



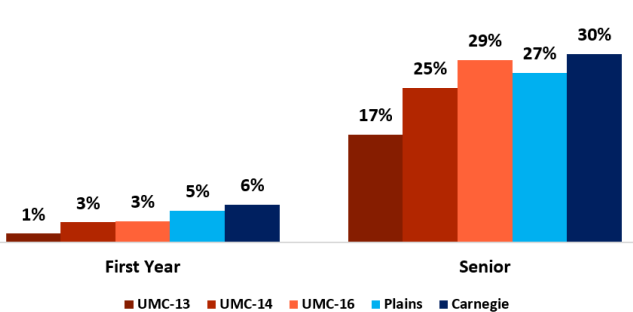
**UMC contributions to a students knowledge, skills, and personal development in acquiring job or work related knowledge and skills**  
(% responding "Very much" or "Quite a bit")



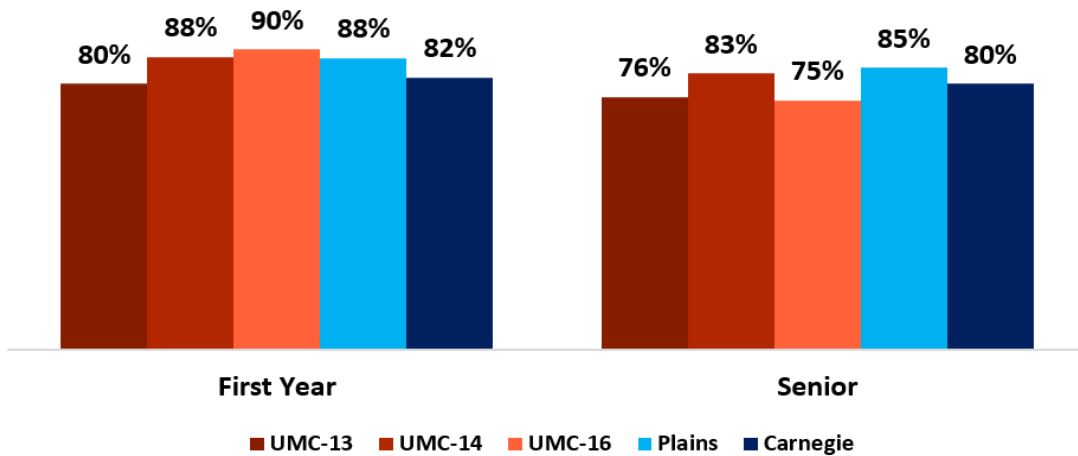
**About how many courses which students have taken or currently enrolled include a community-based project**  
(% responding "All" or "Most")



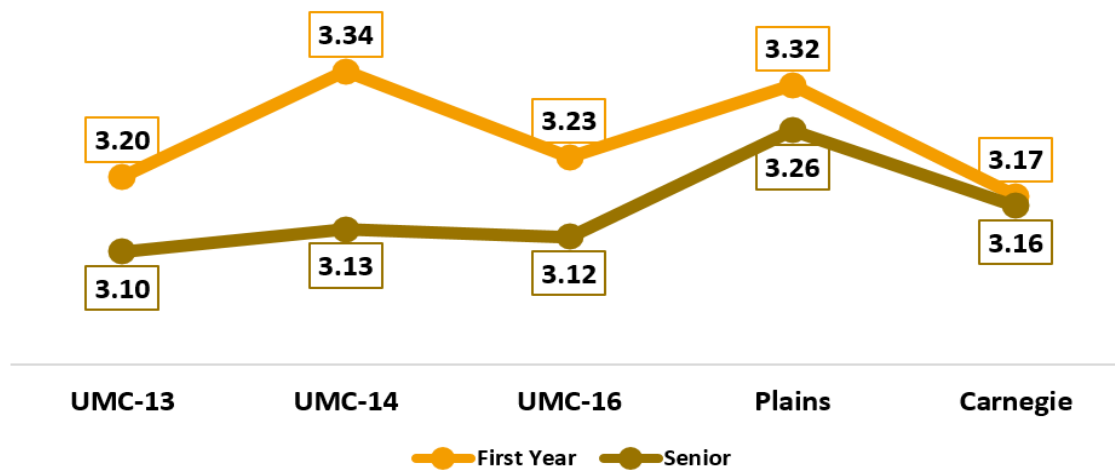
**Students who have or currently working with a faculty member on a research project**  
(% responding "Done or In-progress")



**Students evaluation of their entire educational experience at UMC**  
(4-point scale, % responding "Excellent" or "Good")



**Average return rate to UMC of a student if they got the chance to start over**  
(4-point scale, 1="Definitely no" to 4="Definitely yes")



**If you could start over again, would you go to the same institution you are now attending?**

